

### **Reading:**

- Read at least 20 minutes daily-Ask questions as they read to check for understanding (who, what, when, where, why, how...) **Standard RL 2.1**
- Ask your child who the character is/are, the setting, and the plot of the story **Standard RL 2.7**
- Have your child identify the topic (what is the entire text about?) and main idea of specific paragraphs (what is the focus of that paragraph?) **Standard RI 2.2**
- Ask your child, "What do you think was the author's main purpose of writing the text?" (i.e., to explain\_\_\_\_\_, to describe\_\_\_\_\_, to answer\_\_\_\_\_) **Standard RI 2.6**
- Visit local libraries: Norco Public Library, Corona Public Library, and Eastvale Public Library (Eleanor Roosevelt High School)

### **Spelling/Phonics/Grammar:**

Practice Phonics and Spelling skills on:

- [www.spellingcity.com](http://www.spellingcity.com)
- [www.starfall.com](http://www.starfall.com)
- [www.eduplace.com](http://www.eduplace.com)

### **Writing:**

- Write a paragraph or narrative on topic of your choice. Edit and revise your writing using editing marks and cups.

### **Math:**

As we finish math lessons in class, student math pages will be sent home so that you can see what we are currently working on in math. Additional "Homework and Practice" packets will be sent home when we complete a Topic. Feel free to help your child complete these pages as review and extra support.

Practice math skills on the following websites:

- [www.adaptedmind.com](http://www.adaptedmind.com)
- [www.funbrain.com/math](http://www.funbrain.com/math)
- [www.coolmath4kids.com](http://www.coolmath4kids.com)
- [www.aplusmath.com](http://www.aplusmath.com)
- [www.mathplayground.com](http://www.mathplayground.com)

### **Oral Language:**

- Create audio recordings of stories or poems **Standard SL 2.5**
- Tell a story or recount an experience **Standard SL 2.4**
- Describe key ideas or details from a text **Standard SL 2.2**

### **Typing Skills Websites:**

- [www.dancematttypingguide.com](http://www.dancematttypingguide.com)
- [www.learninggamesforkids.com](http://www.learninggamesforkids.com)
- [www.typinginstructorforkids.com](http://www.typinginstructorforkids.com)

### **Other Helpful Websites:**

- Current events: [www.timeforkids.com/news](http://www.timeforkids.com/news)
- Fun learning games: [www.scholastic.com/kids/](http://www.scholastic.com/kids/)
- Bilingual site for families and educators or English Learners: [www.colorincolorado.org](http://www.colorincolorado.org)



## Informational/Expository Writing Topics

1. What do you want to learn in second grade?
2. What makes a good friend?
3. Write about your favorite foods.
4. Write about your least favorite foods.
5. What do you eat for breakfast, lunch, or dinner?
6. What is your favorite movie? Why?
7. What are some ways to earn money to buy a gift?
8. Describe what it means to be a good neighbor?
9. What chores do you have at home?
10. What do you do in your free time?
11. What is your favorite subject at school? Why?
12. What is your favorite holiday?
13. What do you like about Rosa Parks Elementary School?
14. What clothes do you wear for summer?
15. Choose your own topic.



Save  
water

pick up  
your  
trash

Ways to help  
our planet

no air  
pollution

no  
smoking

recycle

no littering

save energy



These are ways to help our planet.

(First of all)  
no littering

(Next)  
Save water

(Lastly)  
Save energy

- throw trash away
- clean places
- don't leave trash
- use wisely
- short showers
- turn off water when not using it
- turn off watch
- turn off lights when leaving room
- play shorter games

(All in all) These are important ways to help our planet.



Several ways to help our planet.

Some interesting

These are ways to help our planet.

(First of all, One of the ways to help our planet is to not litter.  
world

One way to ~~How to~~ not litter is to ~~throw~~ throw trash away. ~~such as Parks/Schools~~ Clean up places. Also do not leave trash on the ground.

Next, you need to save water. ~~other~~ other times.







If you want to save water, use water wisely. Take shorter showers and turn off <sup>the</sup> water when you are not <sup>using</sup> it.

(17) Lastly, save energy for <sup>things</sup> later to <sup>do</sup> stuff ~~things~~.

These are examples of saving energy: turn off TV when you are not <sup>using</sup> it, turn off the lights when you are leaving the room, and play shorter video games.

(18) All in all, ~~these~~ these are important ways to help our planet.



If you want to save water, use water wisely. Take shorter showers and turn off <sup>the</sup> water when you are not <sup>using</sup> it.


(7) Lastly, save energy for <sup>things</sup> later to do late <sup>late</sup> stuff ~~things~~.

These are examples of saving energy: turn off TV when you are not <sup>using</sup> it, turn off the lights when you are leaving the room, and play shorter video games.

(8) All in all, ~~these~~ these are important ways to help our planet.



# Informational Writing Sample



## Ways to Help our Planet

These are several interesting ways to help our planet. First of all, one of the ways to help our world is to not litter. One way to not litter is to throw trash away and clean up places, such as parks, schools, and beaches. Also, do not leave trash on the ground. Next, you need to save some water for other times. If you want to save water, use water wisely. Take shorter showers and turn



initially 'on' citizen  
signals?

Lastly, save energy for things to do today.  
There are examples of saving energy:  
turn off TV when you are not using it,  
turn off the lights when you are leaving  
the room, and play shorter video games.  
All in all, these are important ways to help  
our planet.



## Opinion Writing Topics

1. Best Sport
2. Favorite Food
3. Most Interesting Story
4. Greatest Hero
5. Coolest Insect or Animal
6. Favorite Relative
7. Most Exciting Theme Park
8. Finest Restaurant
9. Scariest Moment
10. Saddest or Happiest Day of Your Life
11. Most Amazing Experience
12. Funniest Event or Situation
13. Coolest Cartoon Character
14. My \_\_\_\_\_ has stinkiest \_\_\_\_\_
15. Choose Your own topic







hang out  
with friends

Swim

play  
in the sand

beach

eat

sit in  
shade



∴ In my opinion, I would rather go to the beach  
in my vacation for many reasons.

(First,)  
eat

- eat fresh fruit
- eat tasty ice cream

(Next,)  
play in the sand

- make sand castles
- use sand tools

(Last,)  
swim

- cold water
- do tricks

∴ All in all, I think it will be more fun to go to the beach  
than going to the snow.



Going to the beach

In my opinion, I would rather go to the beach <sup>on</sup> ~~at~~ my vacation for <sup>these</sup> ~~many~~ reasons than the snow.

First, one reason why I like ~~the~~ <sup>to go to</sup> beach <sup>the</sup> is ~~the~~ <sup>more</sup> because I get to eat.

What we eat <sup>at</sup> the beach is fresh ~~fruit~~ <sup>fruit</sup> and sometimes cold ice cream. The ice cream <sup>tasty</sup> we mostly eat is ~~Mint~~ <sup>m</sup> Chocolate Chip.

Next, my family gets to play in the sand at the beach.



going to the beach

In my opinion, I would rather go to the beach <sup>on</sup> ~~at~~ my vacation for <sup>these</sup> ~~many~~ reasons than the snow.


First, one reason why I like ~~to go to~~ <sup>the</sup> beach <sup>is</sup> ~~the~~ <sup>more</sup> ~~ter~~ because I get to eat.

What we eat <sup>at</sup> the beach is fresh <sup>fruit</sup> ~~fruit~~ and sometimes tasty cold ice cream. The ice cream we mostly eat is ~~Mint Chocolate Chip~~ <sup>m</sup> ~~c~~.

Next, my family gets to play in the sand at the beach.



# Opinion Writing Sample



## Going to the Beach

In my opinion, I would rather go to the beach than the snow on my vacation for these reasons. First, one reason why I like to go to the beach more because I get to eat. What we eat at the beach is fresh fruit and sometimes tasty ice cream. The ice cream like to eat



Sanitizing  
Sigma2


is mint chocolate chip. Next, my family gets to play in the sand at the beach. We make sand castles and use sand tools in the sand. Last, I get to swim when I go to the beach. The reason why I like swimming is because I like the cold water and I get to do tricks. Swimming is the main activity that I like about the beach. All in all, I think it would be more fun to go to the beach than going to the snow.



## Narrative Writing Topics

1. Write a story about a magic seed. Tell what happens.
2. Write a story about traveling in an air balloon.
3. Write about a magic carpet ride.
4. Write a story about a chocolate bunny that comes to life.
5. Make up a story about a bird.
6. Make up a story about a trip on a boat.
7. Write a story about a time machine.
8. Write a story about what would happen if there was no television.
9. Imagine what would happen if you and a friend dug a huge hole and did not stop for a year. Where would the hole end up, what would it look like?
10. Imagine a bear who wanted to make friends with people, only to find everyone was scared of him. Write what might happen?
11. Imagine that when that a gate at the bottom of your friend's garden opened onto the room. Write about what happens.
12. Pretend it is your birthday and the mail carrier has delivered a box too big to fit in the house. Write about what might be in the box.
13. Choose your own topic.







# A Big Surprise In A Box

3-

Knock Knock



Birthday morning,  
a knock at my door

Sans the skeleton  
was holding a big  
surprise box.

1-  
hehehe

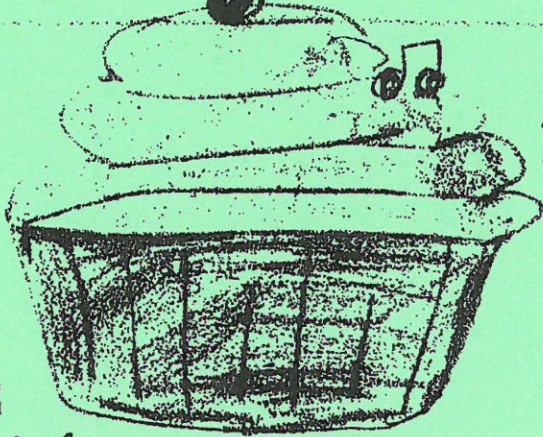


hahaha

The box was moving  
and giggling  
inside the box

Pop a panda name  
Panpan

1-  
♪

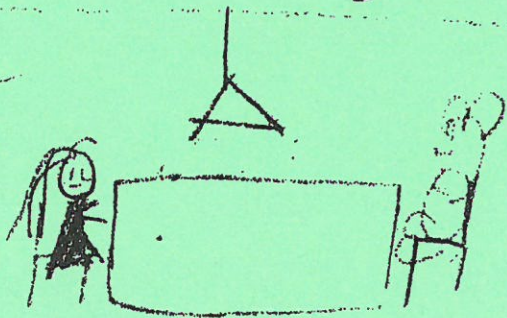


Sing

Panpan can talk or  
she also gives me a  
lot of cupcakes

La  
La  
La

She singed and dances



Then Sans, Panpan,  
family, and I went  
to go to Gilroy's

Now Panpan lives with








# Narrative Writing Sample

Name:



## A Big Surprise In A Box

One morning on my birthday there was a knock at my door. To my surprise, it was my friend Sans the Skeleton. And he got a big surprise box for me. Oh my, I said! The box was moving and funny giggling noises were coming



part

from inside the box. All of a sudden Pop! And a panda named Panpan jumped out and hug me! She said Hi! I was happily surprise that <sup>she</sup> could talk. Then she gave me a whole lot of cupcakes! She also sang to me and dance around. I felt so happy! Then we all went to Gillby's. Everyone including Sans, Panpan, and myself had a great time. The best part of my day was when Panpan got to live with me.



## Letter Writing Topics

1. Write a letter to your **last year's teacher** & write back to yourself pretending to be him or her.
2. Write a letter to **a firefighter** & write back to yourself pretending to be him or her.
3. Write a letter to your **favorite movie or TV star** & write yourself back pretending to be him or her.
4. Write a letter to **one of the character's** in one of the **stories** we are reading & write back to yourself pretending to be the character. (You may choose to use this topic more than once).
5. Write a letter to our **school librarian** & write yourself back pretending to be her.
6. Write a letter to a **family member** & write yourself back pretending to be him or her.
7. Write a letter to the **principal or vice-principal** & write yourself back pretending to be him or her.
8. Write a letter to one of your **classmates** & then write yourself back pretending to him or her.
9. Write a letter to the **President of the United States** & then write yourself back pretending to be him.
10. Write a letter to **your teacher** & write back to yourself pretending to be her.
11. Write a letter to **your hero** & write yourself back pretending to be him or her.
12. Write a letter to **a relative** & write yourself back pretending to be him or her.
13. Write a letter to (choose your own topic).







Contin W 79779-1

July 7, 2014

Dear Dragon,

I just heard about your shopping trip. How are you feeling? I would be scared to chase my car down a hill. Have you been back to the store? When I go shopping I buy foods from the food groups. My shopping cart is always full. It is alright to have some junk food but you must remember to eat healthy meals.

Your friend,

Matt



# Letter Writing Sample

July 11, 2014

Dear Matt,

Thank you for asking how I felt. I am doing fine. I was very lucky to not get hurt when I chased my car. I have been back to the store many times. I have been learning about what foods are really from the four basic food groups. Also, I buy the right amount of food now so it fits in my car.

Your friend,

Dragon



# Topic Sentences

## Occasion/Position Statement

*(Although I have read many books, the Harry Potter books are my favorite for three reasons.)*

Although      If      When      Even though

## Power (Number) Statement

*(Junie B. received several presents for Christmas.)*

Three      Many      Several      Various

## To plus a verb

*(To solve a three-digit subtractions problem, there are three important steps to follow.)*

Learn      Solve      Understand      Improve

## The E's

Examples

Events

Explanations

Emotions

■ The E's support your topic.

■ The E's make your writing interesting.



# Sample Topic Sentences

## Number Statements

Two interesting animals rode on the train.  
 Families use candles for many kinds of celebrations.  
 I have three favorite flavors of ice cream.  
 Our family planted two kinds of trees in the front yard.  
 Robots help humans in a number of ways.

## Action Verb Statements

My father works in a very interesting building.  
 My friends and I enjoy playing games in the park.  
 My sister likes being the drummer in the school band.  
 Our neighbor raises angora rabbits.  
 We played football after school.

## Where or When + What's Happening Statements

Last summer I went to my cousin's wonderful wedding.  
 When it rains, I find lots of things to do indoors.  
 On Saturday my friends and I built a fantastic snowman.  
 In music class we played some instruments.  
 At the grocery store my mom looks for healthy snacks.

## Alike or Different Statements

My coat and my brother's coat are not the same.  
 The two little chicks looked exactly alike.  
 My friend and I bring different lunches to school.  
 We learned about two words that mean the same thing.  
 People celebrate holidays in different ways.

## And, But, So Statements

Learning to sail is a lot of fun, but it also takes a lot of work.  
 I love the circus and my favorite part is watching the clowns.  
 My family likes to go camping, so we went on a trip to Yellowstone Park.  
 Winter activities can be fun, but my favorite time of year is summer.  
 Our class learned about the solar system, so we went to the planetarium.

## Question and Statement

Do you get bored when it rains? I don't because I have lots of games to play.  
 Can you build great sand castles? I can.  
 Do you have a favorite animal at the zoo? My favorite is the lion.  
 Do you have an unusual pet? My friend does.  
 Have you ever hiked in the mountains? My family did.





## Informal Outline Checklist

- \_\_\_\_\_ name, number and date
- \_\_\_\_\_ *T* = topic or *TS* = topic sentence
- \_\_\_\_\_ *Yellows*/main ideas (reasons, details, facts)
- \_\_\_\_\_ each yellow/main idea has a capitalized transition word
- \_\_\_\_\_ *reds*/(examples, explanations, emotions, events)
- \_\_\_\_\_ *CS* = conclusion sentence
- \_\_\_\_\_ conclusion word is capitalized



## Rough Draft Checklist

- \_\_\_\_\_ name, number and date
- \_\_\_\_\_ title capitalized and underlined
- \_\_\_\_\_ complete topic sentence
- \_\_\_\_\_ indent first sentence
- \_\_\_\_\_ transitions words
- \_\_\_\_\_ each sentence starts with a capital letter and ends with a period
- \_\_\_\_\_ each sentence makes sense
- \_\_\_\_\_ revised sentences to make the better
- \_\_\_\_\_ circled spelling errors
- \_\_\_\_\_ a friend read it and checked it (friend's name \_\_\_\_\_)
- \_\_\_\_\_ read paragraph again and make any other changes









**C**

**CAPITAL LETTERS**

Did I put capital letters  
where they belong?

**U**

**UNDERSTAND**

If I read this to someone  
else, will they  
understand it?

**P**

**PUNCTUATION**

Did I put punctuation  
where it belongs?


**S**


**SPELLING**


Did I spell all of my  
words correctly?





# Editing Marks

 take it out


Raise your  hand.


 add a word


Rusty is <sup>my</sup> dog.

 add space


I live  here.


 capitalize


This is my friend jon. 


 make lower case


Here is ~~My~~ cat.


 turn these around

Is  here my paper.

 add a period

I feel happy 

 add a question mark

Is it your birthday 

 circle misspelled words

The  bare is brown.



Name: \_\_\_\_\_

# Checklist for Revising **Stories**

## Organization



- ☐ Does my beginning tell *who*, *where*, or *when*?
- ☐ Does my middle tell *what's happening*?
- ☐ Do I tell the end of my story?
- ☐ Do I use transitions?

## Ideas



- ☐ Does my story fit the assignment?
- ☐ Do I add details about events, characters, or setting?

## Style



- ☐ Do I write in complete sentences?
- ☐ Do I use my senses to describe?  
(see, hear, smell, feel, taste)
- ☐ Do I use interesting sentences?





## Story Transitions – Narrative Writing

(Narrative writing tells a story with a setting, characters, problem, and a solution. The story should have a beginning, middle, and an end.)

Story Transitions for the **beginning** of the story:

- Once upon a time
- In the beginning
- At first
- On (Wednesday...)
- Suddenly
- A long time ago
- In the (spring...)
- When I was little
- Yesterday
- Last (Thanksgiving)

Story Transitions for the **middle** of the story:

- Just then
- When
- Meanwhile
- After
- Some time later
- Soon
- After that
- A short time later
- An hour later
- Just as

Story Transitions for the **end** of the story:

- That evening
- Finally
- By the time
- In the end
- As you can see
- Afterwards
- Later
- Never







## Common Transitions– Information Writing:

(Expository writing gives information, describes, or explains something.)

### Key ideas:

- Transitions are like glue
- They connect new ideas, reasons, details, or facts
- They are helpful for reading and writing

First	→→→	Another	→→→	Next
First	→→→	Second	→→→	Third
One	→→→	Then	→→→	Another
A good	→→→	A better	→→→	The best
One	→→→	Another	→→→	Finally
First of all	→→→	Second	→→→	Last
First of all	→→→	Next	→→→	Finally
First of all	→→→	In addition	→→→	Finally
One example	→→→	Another example		



### Conclusion Words

all in all	certainly	definitely	in conclusion
for these reasons	indeed	obviously	overall
surely	to sum up	truly	all together
clearly	indeed	thus	



Name: \_\_\_\_\_

# Checklist for Revising **Information Writing**



## Organization

- ☐ Do I have a topic sentence?
- ☐ Are my ideas in order?
- ☐ Do I use transitions?
- ☐ Do I have a conclusion?



## Ideas

- ☐ Are my ideas about my topic?
- ☐ Do I have some E's?  
(Examples, explanations, events, experiences)
- ☐ Do I need to add ideas?
- ☐ Do I need to take out some ideas?



## Style

- ☐ Do I write in complete sentences?
- ☐ Do I use interesting words that fit the topic?
- ☐ Do I use interesting sentences?



## AN OVERVIEW OF ALL 8 THINKING MAPS

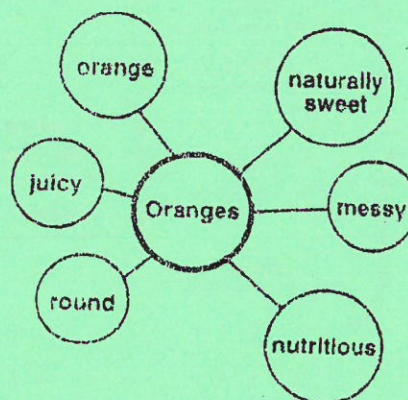
The following examples provide a brief overview of the eight Thinking Maps based on the topic of food.

The Circle Map is for **Brainstorming** or **Defining in Context**.



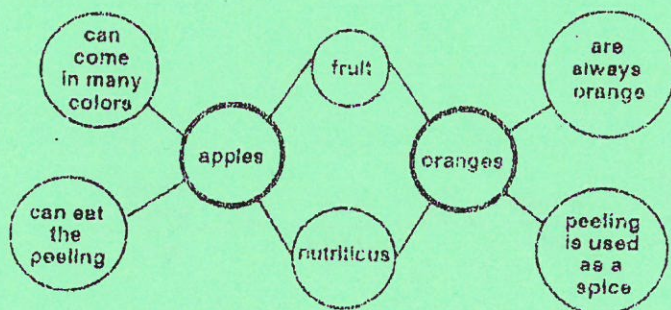
"What facts, details, or key information do you know about food?"

The Bubble Map is for **Describing** using adjectives or adjective phrases.



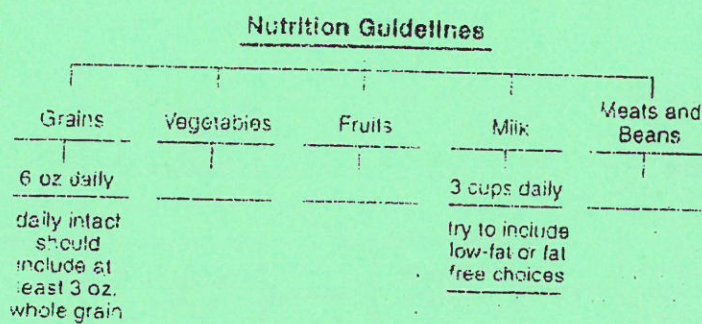
"What adjectives would you use to describe an orange?"

The Double Bubble Map is for **Comparing and Contrasting**.



"What are the similarities and differences between an apple and an orange?"

The Tree Map is for **Classifying**.



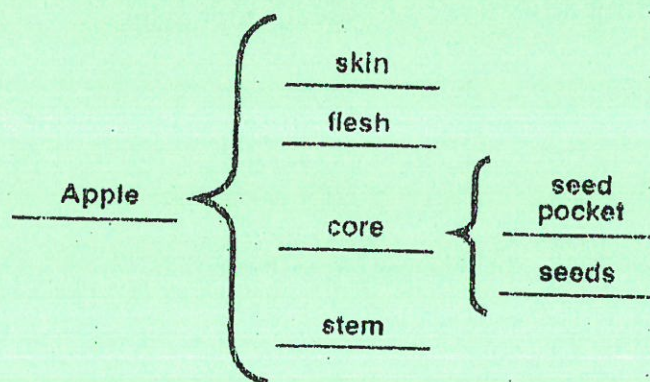
"How could you classify the different food groups?"

"What are some details about each group?"



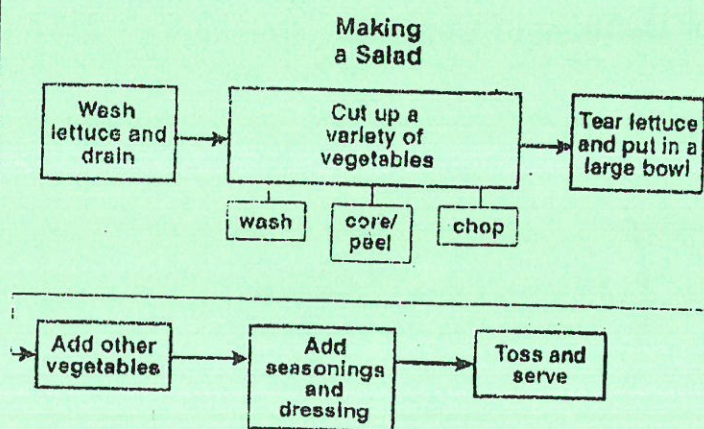
## AN OVERVIEW OF ALL 8 THINKING MAPS

The **Brace Map** is used for seeing the structural analysis of **Whole to Parts** relationships.



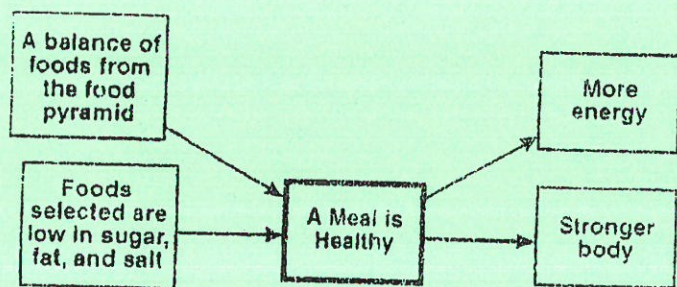
"What are the parts and subparts of an apple?"

The **Flow Map** is used for **Sequencing**.



"What are the steps you would follow in order to make a salad?"

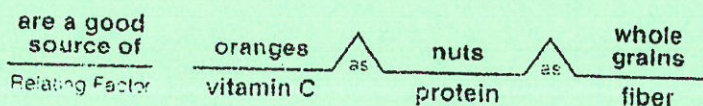
The **Multi-Flow Map** is used for analyzing **Cause and Effect** relationships.



"What causes a meal to be healthy?"

"What is the impact of a healthy meal?"

The **Bridge Map** is used for **Seeing Analogies**.



"What is the relationship between an orange and vitamin C?"

What other foods have similar nutritional relationships?"